

Coulisse  
60900



Inquadra il **qr code** per visualizzare la  
**scheda di installazione e manutenzione**  
*Scan the qr code to read the installation  
and maintenance page*

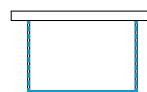


Inquadra il **qr code** per visualizzare la  
**scheda tecnica**  
*Scan the qr code to read the technical  
features page*



# Coulisse 60900


Parete walk-in aperta  
Open walk-in shower




**cristallo temprato 8 mm / tempered thick glass 8 mm**



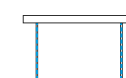


**finiture standard / standard finishes**



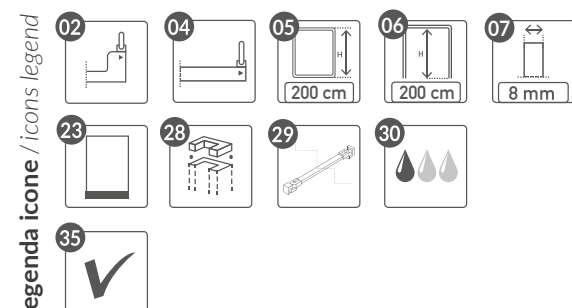
**finiture speciali / special finishes**



**finiture speciali extra / extra special finishes**



articolo article	estensione accoppiata - EST coupled extension - EST	estensione da imballo - A package extension - A	entrata (B) entry (B)	ingombro (C) encumbrance (C)	Vetro / glass	
					TR	FU - BR
60901	-	94	min 70/max 100	-	profili standard: Argento brill / Verniciato bianco standard profiles: polished silver (AB) / white varnished (VB)	
60902	-	114	min 70/max 100	-		
60903	-	134	min 70/max 100	-		



## NOTE E SUPPLEMENTI / Notes and extras

**Tempi di produzione 2 settimane / 2 weeks required to manufacture**

Finiture speciali: **+25%**  
Finiture speciali extra: **+50%**  
Dimensioni speciali: **+25%**  
Finiture speciali + dimensioni speciali: **+35%**  
Finiture speciali extra + dimensioni speciali: **+60%**  
Trattamento anticalcare:

Special finishes: **+25%**  
Extra special finishes: **+50%**  
Special size: **+25%**  
Special finishes + Special size: **+35%**  
Extra special finishes + Special size: **+60%**  
Anti-limescale treatment: for 1 side

