



Lumina
40400



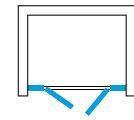
Inquadra il **qr code** per visualizzare la **scheda di installazione e manutenzione**
Scan the qr code to read the installation and maintenance page



Inquadra il **qr code** per visualizzare la **scheda tecnica**
Scan the qr code to read the technical features page

Lumina 40400


Porta da abbinare a porta con chiusura magnetica
Door to combine with door with magnetic closing




cristallo temprato 6 mm / tempered thick glass 6 mm





finiture standard / standard finishes



finiture speciali / special finishes



finiture speciali extra / extra special finishes

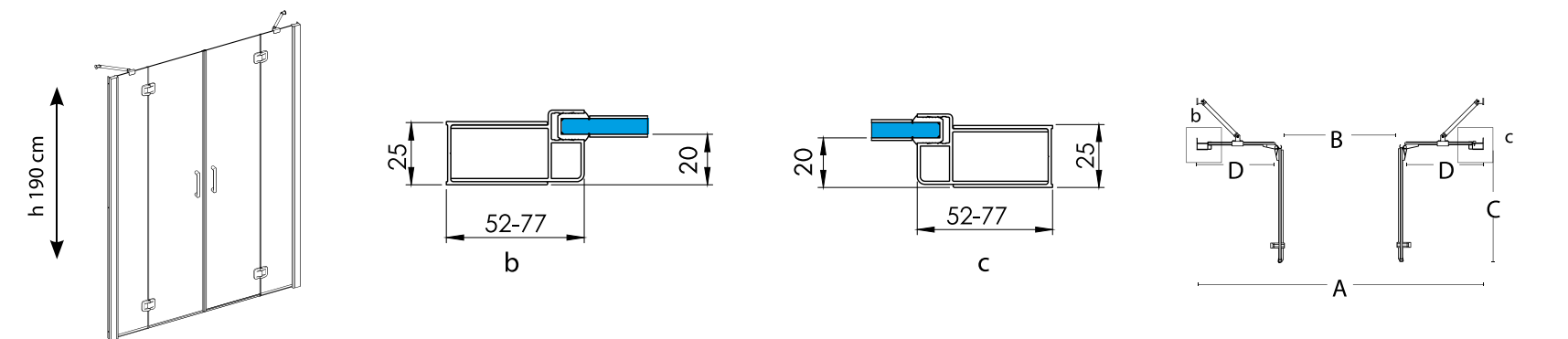


Vetro / glass

	TR	SA	SC - FU - BR
--	----	----	--------------

profili standard: Argento brilli / Verniciato bianco
standard profiles: polished silver (AB) / white varnished (VB)

articolo article	estensione accoppiata - EST coupled extension - EST	estensione da imballo - A package extension - A	entrata (B) entry (B)	ingombro (C) encumbrance (C)	ingombro (D) encumbrance (D)	
40401	-	119-124	66	34	25	
40402	-	128-133	72	37	26	
40403	-	133-138	77	39	26	
40404	-	138-143	82	42	26	
40405	-	143-148	87	44	26	
40406	-	148-153	92	47	26	
40407	-	153-158	97	49	26	
40408	-	158-163	102	52	26	



NOTE E SUPPLEMENTI / Notes and extras

Tempi di produzione 2 settimane / 2 weeks required to manufacture

Finiture speciali: **+25%**
Finiture speciali extra: **+50%**

Dimensioni speciali: **+25%**

Finiture speciali + dimensioni speciali: **+35%**
Finiture speciali extra + dimensioni speciali: **+60%**

Trattamento anticalcare:

Special finishes: **+25%**
Extra special finishes: **+50%**

Special size: **+25%**

Special finishes + Special size: **+35%**
Extra special finishes + Special size: **+60%**

Anti-limescale treatment:

